Portrait prémonitoire d'Olivier Messiaen

pour piano et bande

Grégoire Lorieux

Signes utilisés sur la partition :



Arpège rapide, fulgurant



arpège plus lent
(sur toute la durée de la note)



les petites notes sont jouées
avant le temps, sauf indication contraire.

Ces signes sont utilisés pour
désigner les actions sur le
lecteur de CD.

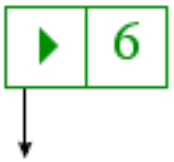

Action sur le CD sur le temps indiqué par
la flèche.
S'il n'y a pas de flèche, on agit sur le
premier temps de la mesure.



Ici la deuxième petite note tombe
sur le temps, comme l'indique la flèche.



Ici, il est précisé, par précaution, que la
note 'réelle' tombe sur le temps.

Point d'orgue long


cresc, les accents de plus en plus fort
♩= 80
4x
Piano
mf
ff
Ped.
(la 3e fois) Midi Ped. 1
sequence 1
4
pp
Midi Ped. 2


7
ppp
mf
mf
mf
p
pp
Ped.
Ped.
Midi Ped. 3
sequence 2
10
mf
mf
mf
mf
fff
3e Ped.
Midi Ped. 4
sequence 3


accel.
14
mf
mf
mf
mf
mf
ff
(3e pedale)
= 144
17
mf
ff
8va
(*)
mg
ff
(*) md éventuellement
Ped.


21
= 60
= 80
ff
mf
Ped.
Midi Ped. 5
Midi Ped. 6
sequence 4
= 112
25
ff
f
ff


= 80
pp sempre
ff
= 40
= 80
= 80
pp
pp
pp
ff
fff
fff
Metronome
Ped.
MidiPed. 7
sequence 5


42
fff
ppp
fff
fff
ff
f
mf
49
arp.
ffff
mf
p
f
p
f
ppp fff
fff
sub.
Ped.
Ped.
Midi Ped. 8
Midi Ped. 9
sequence 6


59
66
sub.
Ped.
Midi Ped. 10
Midi Ped. 11
sequence 7



(*)
ou : le plus vite possible


= 70
84
mf
sffz
arp.
sfz
= 65
sub.
mf
pp
Ped.
= 60
87
mf
sffz
arp.
sfz
f
p
pp
pp
Ped.


♩= 40
♩= 60
sfz
sffz
fff
sfz
arp.
f
p
3
pp
pp
relever un peu la pédale sur chaque accord
(il faut lier les accords)
Très intérieur
f
♩= 80
pp
attendre la fin de la résonance
et enchaîner juste avant
l'extinction du son
(garder la pédale)
pp
ppp
pppp
ff
f
pppp
3e
Ped.
1. corda
Midi Ped. 13
sequence 8


ppp
sfz
ppp
ppp
ppp
sfz
3e Ped. jusqu'à la fin
Ped. 1. corda jusqu'à la fin
sfz
sfz
sfz
sf
sfz
ppp
3
3


sfz
p
ppp
pp
sfz
pp
pp
ppp
ppp
garder la note
si on n'a pas de
troisième pédale
fade out
assez court.....
ped. sost.
una corda